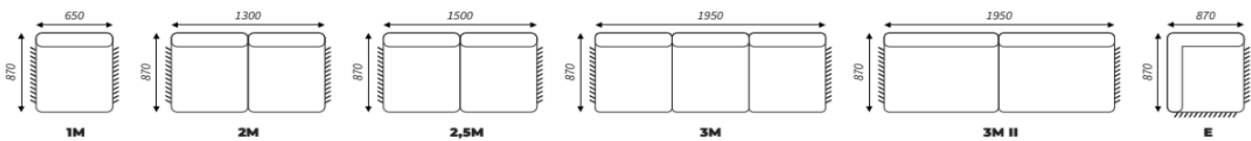


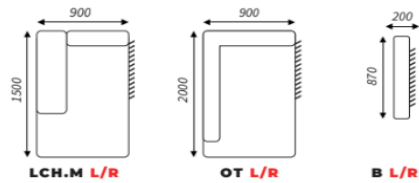
Brandon



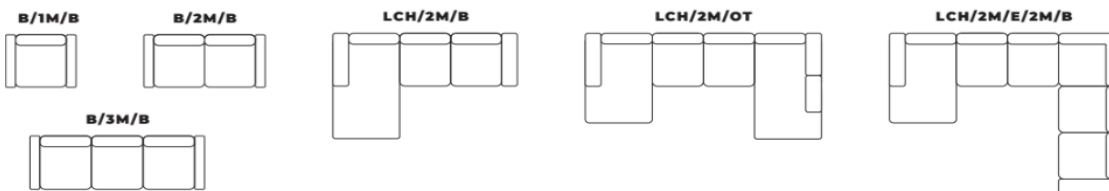
Elementy wewnętrzna | Middle elements



Elementy kończące | Finishing elements



Popularne konfiguracje | Popular configurations



Brandon



Brandon		A	B	C	D	E	F
2P-LCH		826	870	902	944	1060	1166
2.5P-LCH		912	954	986	1028	1144	1250
3P-LCH		1082	1124	1156	1198	1314	1420
2P-OT		922	954	986	1038	1156	1272
2.5P-OT		1008	1038	1070	1124	1240	1356
3P-OT		1092	1124	1156	1208	1326	1442
LCH-2-OT		1166	1220	1272	1346	1484	1622
LCH-2.5-OT		1250	1304	1356	1432	1568	853
LCH-3-OT		1336	1388	1442	1516	1654	1792
1 ER	105x87	644	684	728	780	894	980
2 ER	150x87	754	796	838	890	998	1104
3 ER	170x87	864	906	958	1022	1136	1240
OT XL	90x201	562	586	620	666	758	822
OT LCH	90x151	492	516	538	572	642	712
TR	115x88	446	468	492	516	586	634
ECKE	87x88	446	468	492	516	586	634
3M	195x88	586	608	642	690	758	822
2.5M	150x88	510	534	558	592	656	720
2M	130x88	468	492	516	550	612	678
1M	65x87	352	374	398	432	502	546
3P	130x87	750	784	828	886	982	1068
2.5P	170x87	676	710	744	788	878	966
2P	150x88	634	668	702	746	836	924
1P	85x88	518	550	586	630	726	792
ARMREST	20x88	166	176	186	198	222	246
Ho	50x51	202	212	222	234	254	276
Ho	90x61	212	222	234	244	266	286
Ho	90x121	234	244	254	266	286	308